



### 3 этап ЧР и КР

### Сорт. по лучшему кругу

Туринг-лайт, S1600

Игора Драйв 4,086 км

Тренировка

24.07.2021 10:40

Тренировка (20:00 Время) запущен в 10:40:00



Поз.	№	Спортсмен	Город	Заявитель	ЛучшееВр	В круге	Раз.Лид	Разрыв	ЛучшаяСк	Общ.Вр
1	8	И.ЧУБАРОВ	Москва	LADA Sport ROSNEFT	1:52.810	1			130,393	15:27.351
2	11	Л.ПАНФИЛОВ	Орёл	LADA Sport ROSNEFT	1:52.897	1	0.087	0.087	130,292	21:30.097
3	73	Р.ГОЛИКОВ	Москва	Speedway ранчо	1:53.303	1	0.493	0.406	129,825	21:16.436
4	17	В.ЧЕРЕВАНЬ	Орёл	Академия Ралли	1:53.588	4	0.778	0.285	129,500	16:59.123
5	55	П.ПЛОТНИКОВ	Санкт-Петербург	Академия Ралли	1:53.731	5	0.921	0.143	129,337	19:08.917
6	27	А.РАДОШНОВ	Оренбург	Speedway ранчо	1:54.177	3	1.367	0.446	128,832	12:07.382
7	7	А.САЛЬНИКОВ	Владимир	Сальников Александр	1:54.411	4	1.601	0.234	128,568	16:17.175
8	83	А.СЕВАСТЬЯНОВ	Химки	B-TUNING Pro Racing Team	1:54.550	4	1.740	0.139	128,412	21:48.122
9	89	А.ФРИДМАН	Санкт-Петербург	Fas-Motorsport	1:54.885	9	2.075	0.335	128,038	21:10.990
10	44	Р.НАФИКОВ	Казань	Нафиков Руслан	1:55.562	2	2.752	0.677	127,288	12:50.322
11	70	И.РОДЬКИН	Воронеж	Innostage-AG Team	1:57.810	5	5.000	2.248	124,859	17:50.568
12	18	Р.ФАТХУТДИНОВ	Казань	Akhmat Racing Team	1:57.848	5	5.038	0.038	124,818	15:16.555
13	30	Н.ДУБИНИН	Санкт-Петербург	Innostage-AG Team	1:58.096	7	5.286	0.248	124,556	18:23.133
14	20	Е.САНИН	Ульяновск	Innostage-AG Team	1:58.114	7	5.304	0.018	124,537	21:39.690
15	50	Б.ШУЛЬМЕЙСТЕР	Москва	RUMOS Racing	1:58.167	1	5.357	0.053	124,481	20:06.562
16	88	М.ДЬЯЧЕНКО	Москва	Дьяченко Михаил	1:58.181	2	5.371	0.014	124,467	19:09.370
17	12	М.СИМОНОВ	Сызрань	Bragin Racing Team	1:58.193	4	5.383	0.012	124,454	16:18.939
18	56	В.КОРАБЛЁВ	Казань	Akhmat Racing Team	1:58.260	3	5.450	0.067	124,384	16:05.728
19	15	Р.ШУШАРИН	Санкт-Петербург	Роман Шушарин	1:58.354	1	5.544	0.094	124,285	17:04.040
20	95	М.ГРАЧЁВ	Казань	Akhmat Racing Team	1:58.471	6	5.661	0.117	124,162	17:43.372
21	49	И.ТВЕРДОХЛЕБОВ	Москва	Твердохлебов Иван	1:58.491	3	5.681	0.020	124,141	19:06.063
22	10	С.НОВИКОВ	Ленинградская област	Innostage-AG Team	1:58.502	3	5.692	0.011	124,130	22:42.758
23	16	Т.ЕЛИСЕЕВА	Смоленск	Елисеева Татьяна	1:58.640	8	5.830	0.138	123,985	21:49.494
24	80	О.КРАВЦОВ	Краснодар	Кравцов Олег	1:58.678	3	5.868	0.038	123,945	12:46.537
25	72	В.ЛАРИОНОВ	Москва	Академия Ралли	1:58.687	2	5.877	0.009	123,936	20:29.583
26	22	Т.ДЖОНСОН	Казань	Innostage-AG Team	1:58.797	3	5.987	0.110	123,821	18:48.812
27	32	А.ЧАЧАВА	Москва	RUMOS Racing	1:59.024	2	6.214	0.227	123,585	16:59.686
28	33	Д.ДУДАРЕВ	д.Фроловское	Дударев Дмитрий	1:59.072	7	6.262	0.048	123,535	20:18.357
29	63	Д.АХМАДОВ	Шали	Akhmat Racing Team	1:59.077	6	6.267	0.005	123,530	18:18.491
30	58	М.ДРАЛИН	Пенза	Дралин Михаил	1:59.192	1	6.382	0.115	123,411	14:33.320
31	84	Ф.ТУПОНОСОВ	Москва	GTE Racing Team	1:59.196	6	6.386	0.004	123,407	20:29.053
32	71	Д.СЕМЕНОВ	Москва	LADA Sport ROSNEFT	1:59.442	5	6.632	0.246	123,153	21:19.403
33	96	В.ВЛАДЫКИН	Москва	GTE Racing Team	1:59.528	4	6.718	0.086	123,064	12:26.237
34	74	Д.ПОГОСЯН	Москва	GTE Racing Team	1:59.648	2	6.838	0.120	122,941	12:28.232
35	9	И.ГОРБАТСКИЙ	Москва	Академия Ралли	1:59.769	3	6.959	0.121	122,816	20:36.265
36	41	И.ЕКУШЕВСКИЙ	Москва	Bragin Racing Team	1:59.838	6	7.028	0.069	122,746	20:53.920
37	13	И.СИДОРОВ	Санкт-Петербург	SHONX motosport	1:59.965	5	7.155	0.127	122,616	20:59.259
38	77	А.ЕРШИКОВ	Москва	Ершиков Анатолий	2:00.265	5	7.455	0.300	122,310	21:04.030
39	21	А.ВОЛКОВ	Фрязино	DM-Racing	2:00.394	4	7.584	0.129	122,179	18:36.205
40	78	Д.КАЗАРИН	Санкт-Петербург	SHONX motosport	2:00.677	2	7.867	0.283	121,892	20:59.308
41	69	И.КАЗАРИН	Санкт-Петербург	SHONX motosport	2:01.035	2	8.225	0.358	121,532	19:09.117
42	66	А.САВИН	Самарская обл.	Савин Виталий		0			-	
43	38	К.ЗАХАРОВ	Москва	B-TUNING Pro Racing Team		0			-	

Руководитель гонки Сотников Александр (Курск) ВК лиц. №А21-106

Orbits

Главный секретарь Бутырская Анастасия (Москва) ВК лиц. №А21-109



Лицензия на: Best Timing



### 3 этап ЧР и КР


Туринг-лайт, S1600

Тренировка

Тренировка (20:00 Время) запущен в 10:40:00

Игора Драйв 4,086 км

24.07.2021 10:40



Lap	Time of Day	Lap Tm	Gap	S1	S2	S3
<b>(8) Иван ЧУБАРОВ</b>						
1	10:53:23.717	1:52.810		43.889	30.319	38.602
p2	10:55:27.752	2:04.035	+11.225	44.056	30.423	

Lap	Time of Day	Lap Tm	Gap	S1	S2	S3
<b>(11) Леонид ПАНФИЛОВ</b>						
1	10:47:48.340	1:52.897		44.202		
p2	10:49:52.905	2:04.565	+11.668	43.924	30.383	
3	10:54:12.267	4:19.362	+2:14.797			
4	10:56:05.798	1:53.531	-2:25.831	44.217		
5	10:57:59.586	1:53.788	+0.257	44.291	30.808	38.689
p6	11:01:30.498	3:30.912	+1:37.124	44.216		

Lap	Time of Day	Lap Tm	Gap	S1	S2	S3
<b>(73) Роман ГОЛИКОВ</b>						
1	10:45:27.885	1:53.303		44.191	30.093	39.019
2	10:47:21.808	1:53.923	+0.620	43.897	30.577	39.449
p3	10:49:42.548	2:20.740	+26.817	49.565	34.988	
4	10:56:55.924	7:13.376	+4:52.636		31.347	39.476
5	10:58:49.912	1:53.988	-5:19.388	44.045	30.403	39.540
p6	11:01:16.837	2:26.925	+32.937	47.093	32.023	

Lap	Time of Day	Lap Tm	Gap	S1	S2	S3
<b>(17) Владимир ЧЕРЕВАНЬ</b>						
1	10:51:15.328	1:54.244		44.386	31.152	38.706
2	10:53:09.341	1:54.013	-0.231	44.353	30.813	38.847
3	10:55:05.936	1:56.595	+2.582	44.574	30.996	41.025
4	10:56:59.524	1:53.588	-3.007	44.256	30.731	38.601

Lap	Time of Day	Lap Tm	Gap	S1	S2	S3
<b>(55) Пётр ПЛОТНИКОВ</b>						
1	10:45:34.686	1:55.274		44.264	31.557	39.453
2	10:47:29.017	1:54.331	-0.943	44.363	30.526	39.442
3	10:49:23.060	1:54.043	-0.288	44.192	30.503	39.348
4	10:51:17.266	1:54.206	+0.163	44.403	30.473	39.330
5	10:53:10.997	1:53.731	-0.475	44.147	30.288	39.296
6	10:55:04.836	1:53.839	+0.108	44.104	30.391	39.344
7	10:56:59.023	1:54.187	+0.348	44.296	30.949	38.942
p8	10:59:09.318	2:10.295	+16.108	44.434	31.470	

Lap	Time of Day	Lap Tm	Gap	S1	S2	S3
<b>(27) Андрей РАДОШНОВ</b>						
1	10:46:01.366	1:54.600		44.509	30.697	39.394
2	10:47:56.704	1:55.338	+0.738	44.207	31.515	39.616
3	10:49:50.881	1:54.177	-1.161	44.234		
p4	10:52:07.783	2:16.902	+22.725	48.779	34.609	

Lap	Time of Day	Lap Tm	Gap	S1	S2	S3
<b>(7) Александр САЛЬНИКОВ</b>						
1	10:44:31.056	1:55.296		44.404	32.074	38.818
2	10:46:26.526	1:55.470	+0.174	44.541	31.793	39.136
3	10:48:22.411	1:55.885	+0.415	45.133	31.572	39.180
4	10:50:16.822	1:54.411	-1.474	44.771	30.577	39.063
5	10:52:11.578	1:54.756	+0.345	44.446	31.009	39.301
6	10:54:06.930	1:55.352	+0.596	44.929	31.436	38.987
p7	10:56:17.576	2:10.646	+15.294	44.901	31.216	

Lap	Time of Day	Lap Tm	Gap	S1	S2	S3
<b>(83) Андрей СЕВАСТЬЯНОВ</b>						
1	10:48:22.257	1:57.467		45.837		
2	10:50:17.577	1:55.320	-2.147	45.556	30.829	38.935
3	10:52:13.222	1:55.645	+0.325	45.481	30.872	39.292
4	10:54:07.772	1:54.550	-1.095	44.538	30.951	39.061
5	10:56:03.159	1:55.387	+0.837	44.350		
6	10:57:58.023	1:54.864	-0.523	44.728	30.875	39.261
7	10:59:52.953	1:54.930	+0.066	44.811	30.822	39.297
8	11:01:48.523	1:55.570	+0.640	44.590	31.541	39.439

Lap	Time of Day	Lap Tm	Gap	S1	S2	S3
<b>(89) Артём ФРИДМАН</b>						
1	10:45:48.280	3:19.614			31.469	39.775
2	10:47:44.026	1:55.746	-1:23.868	44.794	31.116	39.836
3	10:49:39.651	1:55.625	-0.121	44.746	31.076	39.803

Lap	Time of Day	Lap Tm	Gap	S1	S2	S3
4	10:51:35.085	1:55.434	-0.191	44.658	31.198	39.578
5	10:53:30.705	1:55.620	+0.186	45.040	31.169	39.411
6	10:55:26.077	1:55.372	-0.248	44.634	31.244	39.494
7	10:57:21.186	1:55.109	-0.263	44.662	30.890	39.557
8	10:59:16.506	1:55.320	+0.211	44.782	31.086	39.452
9	11:01:11.391	1:54.885	-0.435	44.590	30.865	39.430

Lap	Time of Day	Lap Tm	Gap	S1	S2	S3
<b>(44) Руслан НАФИКОВ</b>						
1	10:46:48.618	1:56.139		45.358		
2	10:48:44.180	1:55.562	-0.577	44.862		
3	10:50:40.139	1:55.959	+0.397	45.309	31.298	39.352
p4	10:52:50.723	2:10.584	+14.625	45.467	31.077	

Lap	Time of Day	Lap Tm	Gap	S1	S2	S3
<b>(70) Илья РОДЬКИН</b>						
1	10:45:31.148	2:10.309		51.138	35.819	43.352
2	10:47:30.204	1:59.056	-11.253	45.851	31.941	41.264
p3	10:49:38.277	2:08.073	+9.017	45.836	31.789	
4	10:53:38.142	3:59.865	+1:51.792		34.131	41.579
5	10:55:35.952	1:57.810	-2:02.055	45.611	31.514	40.685
p6	10:57:50.969	2:15.017	+17.207	47.376	32.333	

Lap	Time of Day	Lap Tm	Gap	S1	S2	S3
<b>(18) Рустам ФАТХУТДИНОВ</b>						
1	10:44:08.734	1:58.427		46.287	31.800	40.340
2	10:46:07.083	1:58.349	-0.078	45.946	32.281	40.122
3	10:48:43.573	2:36.490	+38.141	1:01.162	42.469	52.859
4	10:50:47.731	2:04.158	-32.332	48.559	34.290	41.309
5	10:52:45.579	1:57.848	-6.310	45.884	31.928	40.036
p6	10:55:16.956	2:31.377	+33.529	55.631	36.574	

Lap	Time of Day	Lap Tm	Gap	S1	S2	S3
<b>(30) Никита ДУБИНИН</b>						
1	10:46:33.617	2:39.001		57.826	47.053	54.122
2	10:48:32.213	1:58.596	-40.405	45.469	32.105	41.022
3	10:50:30.311	1:58.098	-0.498	45.815	31.905	40.378
4	10:52:28.927	1:58.616	+0.518	46.320	31.967	40.329
5	10:54:27.186	1:58.259	-0.357	45.816	32.098	40.345
6	10:56:25.438	1:58.252	-0.007	45.889	31.998	40.365
7	10:58:23.534	1:58.096	-0.156	45.817	31.892	40.387

Lap	Time of Day	Lap Tm	Gap	S1	S2	S3
<b>(20) Егор САНИН</b>						
1	10:46:09.482	2:15.325		53.899	37.168	44.258
2	10:48:09.776	2:00.294	-15.031	45.961	32.098	42.235
3	10:50:07.909	1:58.133	-2.161	45.867	31.572	40.694
4	10:52:06.395	1:58.486	+0.353	45.909	31.730	40.847
5	10:54:04.857	1:58.462	-0.024	45.889	31.779	40.794
6	10:56:03.321	1:58.464	+0.002	45.909		
7	10:58:01.435	1:58.114	-0.350	45.833	31.614	40.667
p8	11:01:40.091	3:38.656	+1:40.542	45.886		

Lap	Time of Day	Lap Tm	Gap	S1	S2	S3
<b>(50) Борис ШУЛЬМЕЙСТЕР</b>						
1	10:45:59.385	1:58.167		45.947	31.647	40.573
p2	10:48:11.021	2:11.636	+13.469	45.743	32.283	
3	10:52:10.588	3:59.567	+1:47.931		31.560	40.848
4	10:54:10.241	1:59.853	-1:59.914	45.980	33.091	40.582
5	10:56:09.876	1:59.635	-0.018	46.818	31.960	40.857
6	10:58:08.186	1:58.310	-1.325	46.023	31.669	40.618
7	11:00:06.963	1:58.777	+0.467	46.329	31.719	40.729

Lap	Time of Day	Lap Tm	Gap	S1	S2	S3
<b>(88) Михаил ДЬЯЧЕНКО</b>						
1	10:45:10.822	1:59.200		46.593	32.243	40.364
2	10:47:09.003	1:58.181	-1.019	46.006	32.021	40.154
3	10:49:14.155	2:05.152	+6.971	47.127	33.319	44.706
4	10:51:13.752	1:59.597	-5.555	46.330	32.640	40.627
5	10:53:13.435	1:59.683	+0.086	46.646	32.754	40.283
6	10:55:12.202	1:58.767	-0.916	46.144	32.309	40.314
7	10:57:11.005	1:58.803	+0.036	46.174	32.210	40.419
8	10:59:09.771	1:58.766	-0.037	46.423	32.153	40.190


Руководитель гонки Сотников Александр (Курск) ВК лиц. №А21-106

Главный секретарь Бутырская Анастасия (Москва) ВК лиц. №А21-109

Orbits



11.10



### 3 этап ЧР и КР


Туринг-лайт, S1600

Тренировка

Тренировка (20:00 Время) запущен в 10:40:00

Игора Драйв 4,086 км

24.07.2021 10:40



Lap	Time of Day	Lap Tm	Gap	S1	S2	S3
<b>(12) Михаил СИМОНОВ</b>						
1	10:45:18.329	1:58.855		45.977	31.817	41.061
p2	10:47:40.363	2:22.034	+23.179	48.153	36.477	
3	10:52:07.686	4:27.323	+2:05.289		35.591	43.060
4	10:54:05.879	<b>1:58.193</b>	-2:29.130	<b>46.660</b>	<b>31.581</b>	<b>40.952</b>
p5	10:56:19.340	2:13.461	+15.268	46.064	32.749	

Lap	Time of Day	Lap Tm	Gap	S1	S2	S3
<b>(56) Василий КОРАБЛЁВ</b>						
1	10:45:46.098	2:38.921		57.656	51.161	50.104
2	10:47:44.778	1:58.680	-40.241	46.028	31.812	40.840
3	10:49:43.038	<b>1:58.260</b>	-0.420	<b>45.958</b>		
4	10:51:41.730	1:58.692	+0.432	46.230	<b>31.646</b>	<b>40.816</b>
5	10:53:40.455	1:58.725	+0.033	46.183	31.705	40.837
p6	10:56:06.129	2:25.674	+26.949	46.167	35.279	

Lap	Time of Day	Lap Tm	Gap	S1	S2	S3
<b>(15) Роман ШУШАРИН</b>						
1	10:45:01.176	<b>1:58.354</b>		<b>45.422</b>	32.218	<b>40.714</b>
p2	10:47:14.701	2:13.525	+15.171	46.649	32.205	
3	10:52:54.462	5:39.761	+3:26.236		34.594	41.159
4	10:54:53.763	1:59.301	-3:40.460	46.168	<b>32.044</b>	41.089
p5	10:57:04.441	2:10.678	+11.377	46.290	32.068	

Lap	Time of Day	Lap Tm	Gap	S1	S2	S3
<b>(95) Михаил ГРАЧЁВ</b>						
1	10:44:27.966	1:59.574		46.843	32.615	40.116
2	10:46:27.133	1:59.167	-0.407	46.326	32.554	40.287
3	10:48:26.252	1:59.119	-0.048	46.495	32.630	39.994
p4	10:50:33.021	2:06.769	+7.650	46.111	32.420	
5	10:53:33.358	3:00.337	+53.568		32.978	40.043
6	10:55:31.829	<b>1:58.471</b>	-1:01.866	<b>46.098</b>	<b>32.410</b>	<b>39.963</b>
p7	10:57:43.773	2:11.944	+13.473	46.218	32.572	

Lap	Time of Day	Lap Tm	Gap	S1	S2	S3
<b>(49) Иван ТВЕРДОХЛЕБОВ</b>						
1	10:44:23.956	1:58.883		46.504	31.969	40.410
2	10:46:25.466	2:01.530	+2.647	46.469	32.367	42.694
3	10:48:23.977	<b>1:58.491</b>	-3.039	<b>45.797</b>	32.695	<b>39.999</b>
4	10:50:23.084	1:59.107	+0.616	46.602	32.200	40.305
5	10:52:22.173	1:59.089	-0.018	46.250	32.411	40.428
6	10:54:20.835	1:58.662	-0.427	45.920	32.330	40.412
7	10:56:33.873	2:13.038	+14.376	58.986	33.077	40.975
p8	10:59:06.464	2:32.591	+19.553	54.440	33.253	

Lap	Time of Day	Lap Tm	Gap	S1	S2	S3
<b>(10) Станислав НОВИКОВ</b>						
1	10:44:45.338	2:01.738		48.445		
2	10:46:43.875	1:58.537	-3.201	46.307	<b>31.735</b>	40.495
3	10:48:42.377	<b>1:58.502</b>	-0.035	<b>46.038</b>	31.922	40.542
4	10:50:41.029	1:58.652	+0.150	46.098	31.902	40.652
5	10:52:40.064	1:59.035	+0.383	46.183	32.194	40.658
6	10:54:39.586	1:59.522	+0.487	46.365	32.418	40.739
7	10:56:38.548	1:58.962	-0.560	46.359	31.987	40.616
8	10:58:38.124	1:59.576	+0.614	47.152	31.947	40.477
p9	11:02:43.159	4:05.035	+2:05.459	49.309	32.376	

Lap	Time of Day	Lap Tm	Gap	S1	S2	S3
<b>(16) Татьяна ЕЛИСЕЕВА</b>						
1	10:44:28.611	1:59.853		46.874	32.633	40.346
2	10:46:27.786	1:59.175	-0.678	46.128	32.479	40.568
3	10:48:27.136	1:59.350	+0.175	46.253	32.920	40.177
4	10:50:26.448	1:59.312	-0.038	<b>45.836</b>	32.511	40.965
p5	10:52:33.819	2:07.371	+8.059	46.406	32.423	
6	10:55:53.217	3:19.398	+1:12.027		32.193	40.826
7	10:57:51.908	1:58.691	-1:20.707	46.324	<b>32.083</b>	40.284
8	10:59:50.548	<b>1:58.640</b>	-0.051	46.054	32.184	40.402
9	11:01:49.895	1:59.347	+0.707	46.677	32.622	40.048

Lap	Time of Day	Lap Tm	Gap	S1	S2	S3
<b>(80) Олег КРАВЦОВ</b>						
1	10:44:23.417	1:58.767		46.464	31.906	40.397

Lap	Time of Day	Lap Tm	Gap	S1	S2	S3
2	10:46:26.500	2:03.083	+4.316	46.352	31.931	44.800
3	10:48:25.178	<b>1:58.678</b>	-4.405	46.590	<b>31.775</b>	<b>40.313</b>
4	10:50:24.334	1:59.156	+0.478	46.420	32.277	40.459
p5	10:52:46.938	2:22.604	+23.448	46.326		

Lap	Time of Day	Lap Tm	Gap	S1	S2	S3
<b>(72) Виталий ЛАРИОНОВ</b>						
1	10:46:36.186	2:43.220		57.138	47.117	58.965
2	10:48:34.873	<b>1:58.687</b>	-44.533	46.016	32.081	40.590
3	10:50:34.360	1:59.487	+0.800	46.916	<b>32.045</b>	40.526
4	10:52:33.261	1:58.901	-0.586	<b>46.006</b>	32.103	40.792
p5	10:54:48.578	2:15.317	+16.416	47.186	33.643	
6	10:58:30.942	3:42.364	+1:27.047		32.361	40.493
7	11:00:29.984	1:59.042	-1:43.322	46.565	32.103	<b>40.374</b>

Lap	Time of Day	Lap Tm	Gap	S1	S2	S3
<b>(22) Томас ДЖОНСОН</b>						
1	10:44:53.021	1:59.915		46.901	<b>31.973</b>	41.041
2	10:46:52.152	1:59.131	-0.784	46.314		
3	10:48:50.949	<b>1:58.797</b>	-0.334	46.317		
4	10:50:50.487	1:59.538	+0.741	<b>46.289</b>	32.288	40.961
5	10:52:50.234	1:59.747	+0.209	46.815	32.106	<b>40.826</b>
6	10:54:49.721	1:59.487	-0.260	46.736		
7	10:56:49.312	1:59.591	+0.104	46.565		
8	10:58:49.213	1:59.901	+0.310	46.434		

Lap	Time of Day	Lap Tm	Gap	S1	S2	S3
<b>(32) Александр ЧАЧАВА</b>						
1	10:45:08.710	2:01.170		46.442	32.899	41.829
2	10:47:07.734	<b>1:59.024</b>	-2.146	<b>45.916</b>	<b>32.188</b>	<b>40.920</b>
3	10:49:07.718	1:59.984	+0.960	46.334	32.551	41.099
p4	10:51:18.461	2:10.743	+10.759	46.264	32.827	
5	10:54:43.126	3:24.665	+1:13.922		33.212	41.745
p6	10:57:00.087	2:16.961	-1:07.704	46.950	35.188	

Lap	Time of Day	Lap Tm	Gap	S1	S2	S3
<b>(33) Дмитрий ДУДАРЕВ</b>						
1	10:44:18.630	2:00.324		47.033	<b>31.940</b>	41.351
2	10:46:18.478	1:59.848	-0.476	46.520	32.462	40.866
3	10:48:17.646	1:59.168	-0.680	<b>46.203</b>	32.352	<b>40.613</b>
4	10:50:16.878	1:59.232	+0.064	46.393	32.097	40.742
5	10:52:18.802	2:01.924	+2.692	47.704	32.634	41.586
6	10:54:18.216	1:59.414	-2.510	46.487	32.160	40.767
7	10:56:17.288	<b>1:59.072</b>	-0.342	46.247	32.190	40.635
8	10:58:16.776	1:59.488	+0.416	46.544	32.178	40.766
9	11:00:18.758	2:01.982	+2.494	46.467	32.366	41.149


Lap	Time of Day	Lap Tm	Gap	S1	S2	S3
<b>(63) Джабраил АХМАДОВ</b>						
1	10:44:11.668	2:00.496		46.898	32.633	40.965
2	10:46:11.322	1:59.654	-0.842	46.258	32.499	40.897
p3	10:48:18.021	2:06.699	+7.045	47.076		
4	10:51:59.333	3:41.312	+1:34.613		34.606	41.970
5	10:53:59.096	1:59.763	-1:41.549	46.141	32.705	40.917
6	10:55:58.173	<b>1:59.077</b>	-0.686	46.128	<b>32.213</b>	<b>40.736</b>
p7	10:58:18.892	2:20.719	+2.642	47.880	37.156	

Lap	Time of Day	Lap Tm	Gap	S1	S2	S3
<b>(58) Михаил ДРАЛИН</b>						
1	10:44:21.648	1:59.192		46.553	32.265	40.374
2	10:46:24.131	2:02.483	+3.291	46.338	32.267	42.878
3	10:48:23.640	1:59.509	-2.974	46.196	32.493	40.820
4	10:50:22.950	1:59.310	-0.199	<b>46.176</b>	32.625	40.509
5	10:52:23.478	2:00.528	+1.218	46.916	32.548	41.064
p6	10:54:33.721	2:10.243	+9.715	46.187	32.388	

Lap	Time of Day	Lap Tm	Gap	S1	S2	S3
<b>(84) Филипп ТУПОНОСОВ</b>						
1	10:44:32.440	1:59.906		46.418		
2	10:46:31.768	1:59.328	-0.578	<b>46.190</b>	32.284	<b>40.854</b>
3	10:48:31.974	2:00.206	+0.878	46.440	32.759	41.007
4	10:50:31.543	1:59.569	-0.637	46.790		
5	10:52:31.507	1:59.964	+0.395	46.454	32.453	41.057

Руководитель гонки Сотников Александр (Курск) ВК лиц. №А21-106

Главный секретарь Бутырская Анастас



### 3 этап ЧР и КР

Туринг-лайт, S1600

Тренировка

Тренировка (20:00 Время) запущен в 10:40:00

Игора Драйв 4,086 км

24.07.2021 10:40



Lap	Time of Day	Lap Tm	Gap	S1	S2	S3
6	10:54:30.703	1:59.196	-0.768	46.444	31.893	40.859
7	10:56:30.545	1:59.842	+0.646	46.833	32.123	40.886
8	10:58:29.960	1:59.415	-0.427	46.348	32.107	40.960
9	11:00:29.454	1:59.494	+0.079	46.638		

Lap	Time of Day	Lap Tm	Gap	S1	S2	S3
7	10:57:03.261	2:00.909	+0.625	46.761	33.016	41.132
8	10:59:03.745	2:00.484	-0.425	46.838	32.532	41.114
9	11:01:04.431	2:00.686	+0.202	46.876	32.793	41.017

#### (71) Дмитрий СЕМЕНОВ

1	10:45:15.581	1:59.540		45.889	32.463	41.188
p2	10:47:36.943	2:21.362	+21.822	53.450	35.667	
3	10:51:26.891	3:49.948	+1:28.586		33.067	41.186
4	10:53:29.074	2:02.183	-1:47.765	48.796	32.310	41.077
5	10:55:28.516	1:59.442	-2.741	46.029	32.322	41.091
6	10:57:28.236	1:59.720	+0.278	46.265	32.268	41.187
p7	11:01:19.804	3:51.568	+1:51.848	47.016	32.273	

#### (21) Артём ВОЛКОВ

1	10:45:02.217	2:01.193		46.629		
2	10:47:02.664	2:00.447	-0.746	46.503	32.512	41.432
3	10:49:03.139	2:00.475	+0.028	46.469	32.610	41.396
4	10:51:03.533	2:00.394	-0.081	46.626	32.523	41.245
p5	10:53:17.482	2:13.949	+13.555	46.611	33.852	
6	10:56:34.344	3:16.862	+1:02.913			
7	10:58:36.606	2:02.262	-1:14.600	46.981	33.152	42.129

#### (96) Василий ВЛАДЫКИН

1	10:44:13.186	1:59.793		46.486	32.483	40.824
2	10:46:13.396	2:00.210	+0.417	46.387	32.644	41.179
3	10:48:12.996	1:59.600	-0.610	46.351	32.226	41.023
4	10:50:12.524	1:59.528	-0.072	46.510	32.063	40.955
p5	10:52:26.638	2:14.114	+14.586	46.893	32.380	

#### (78) Дмитрий КАЗАРИН

1	10:45:38.597	2:02.299		47.150		
2	10:47:39.274	2:00.677	-1.622	46.824		
p3	10:49:59.100	2:19.826	+19.149	50.628		
4	10:52:51.795	2:52.695	+32.869			
5	10:54:54.270	2:02.475	-50.220	47.616		
6	10:56:55.236	2:00.966	-1.509	47.222		
7	10:58:57.299	2:02.063	+1.097	47.851		
8	11:00:59.709	2:02.410	+0.347	48.275	32.844	41.291

#### (74) Давид ПОГОСЯН

1	10:44:14.183	1:59.779		46.662	32.368	40.749
2	10:46:13.831	1:59.648	-0.131	46.291		
3	10:48:13.758	1:59.927	+0.279	46.727		
4	10:50:14.492	2:00.734	+0.807	46.792	32.857	41.085
p5	10:52:28.633	2:14.141	+13.407	46.802	34.227	

#### (69) Иван КАЗАРИН

1	10:45:39.639	2:01.659		47.172		
2	10:47:40.674	2:01.035	-0.624	46.751		
3	10:49:42.410	2:01.736	+0.701	47.146		
p4	10:51:52.575	2:10.165	+8.429	47.810		
5	10:54:26.212	2:33.637	+23.472			
p6	10:56:36.426	2:10.214	-23.423	48.304		
7	10:59:09.518	2:33.092	+22.878			

#### (9) Илья ГОРБАТСКИЙ

1	10:45:22.543	2:00.464		47.062		
2	10:47:22.696	2:00.153	-0.311	46.637	32.556	40.960
3	10:49:22.465	1:59.769	-0.384	46.489	32.367	40.913
4	10:51:23.251	2:00.786	+1.017	47.356	32.122	41.308
p5	10:53:35.216	2:11.965	+11.179	48.244	32.918	
6	10:56:35.786	3:00.570	+48.605	32.388		41.917
7	10:58:35.954	2:00.168	-1:00.402	46.776	32.387	41.005
8	11:00:36.666	2:00.712	+0.544	47.201	32.305	41.206

#### (41) Илья ЕКУШЕВСКИЙ

1	10:44:38.824	1:59.939		46.398	32.191	41.350
2	10:46:38.890	2:00.066	+0.127	46.651	32.053	41.362
3	10:48:39.389	2:00.479	+0.413	46.578	32.367	41.534
4	10:50:39.557	2:00.188	-0.291	46.788	31.935	41.465
5	10:52:48.791	2:09.234	+9.046	51.412	35.968	41.854
6	10:54:48.629	1:59.838	-9.396	46.519	31.954	41.365
7	10:56:51.006	2:02.377	+2.539	49.055	32.246	41.076
8	10:58:51.730	2:00.724	-1.653	46.528	32.206	41.990
9	11:00:54.321	2:02.591	+1.867	46.713	32.457	43.421

#### (13) Илья СИДОРОВ

1	10:45:18.519	2:00.810		46.724	32.566	41.520
p2	10:47:32.874	2:14.355	+13.545	48.147	33.532	
3	10:50:56.740	3:23.866	+1:09.511			
4	10:52:57.131	2:00.391	-1:23.475	46.880	32.499	41.012
5	10:54:57.096	1:59.965	-0.426	46.562	32.649	40.754
6	10:56:57.878	2:00.782	+0.817	46.880	33.090	40.812
7	10:58:58.163	2:00.285	-0.497	46.741	32.688	40.856
8	11:00:59.660	2:01.497	+1.212	46.803	32.823	41.871

#### (77) Анатолий ЕРШИКОВ

1	10:45:00.268	2:01.359		46.721	33.301	41.337
2	10:47:00.543	2:00.275	-1.084	46.715	32.610	40.950
3	10:49:01.363	2:00.820	+0.545	46.762	32.718	41.340
4	10:51:01.803	2:00.440	-0.380	46.603	32.808	41.029
5	10:53:02.068	2:00.265	-0.175	46.673	32.551	41.041
6	10:55:02.352	2:00.284	+0.019	46.853	32.493	40.938

Руководитель гонки Сотников Александр (Курск) ВК лиц. №А21-106

Orbits

Главный секретарь Бутырская Анастасия (Москва) ВК лиц. №А21-109



Лицензия на: Best Timing